

FULL PALLET QUANTITIES

Type 1	Type 2	Type 3
99 sq. ft. 225 pieces	95 sq. ft. 324 pieces	95 sq. ft. 648 pieces

Note: Type 1 full pallets weigh 2,800 lbs (1,270 kg), and Type 2 and Type 3 full pallets weigh 2,700 lbs (1,225 kg).

Old Country Stone is the perfect choice for reflecting the incredible possibilities when old world charm meets the present. Today's technology can transport European charm of the past right to your doorstep. Old Country Stone is a tumbled product that gives the aesthetics of a hand-hewn stone with the convenience and practicality of a paver.

Available in 60mm Thickness only!



Type 1
Length: 8-7/8" (226mm)
Width: 7-1/8" (181mm)
Area: 2.3 stones/ft²
25 stones/m²
Thickness: 2-3/8" (60mm)



Type 2
Length: 7-1/8" (181mm)
Width: 5-15/16" (151mm)
Area: 3.4 stones/ft²
37 stones/m²
Thickness: 2-3/8" (60mm)



Type 3
Length: 7-1/8" (181mm)
Width: 3" (76mm)
Area: 6.8 stones/ft²
74 stones/m²
Thickness: 2-3/8" (60mm)

* For best results, pavers should be installed from several pallets to ensure color consistency, especially with multi-color blends.

NOTE: Efflorescence is a whitish powder like deposit of calcium carbonate that may appear on the product. It is a natural by-product of the cement hydration process and is inherent in all concrete products. It will usually wash or wear off in the course of time. If you do not wish to wait for this natural process to occur, cleaners designed specifically for removal are available. Contact your local dealer. DO NOT USE MURIATIC ACID directly as it will damage the color. Efflorescence in no way affects the integrity of the product, and is not a cause for rejection. Cleaning and sealing can take place immediately after installation, weather permitting. If you've used Polymeric Joint Sand, instead of Abbotsford Concrete's Interlocking Paver Joint Sand, you must refer to the polymeric joint sand and/or sealer manufacturer's recommended application instructions.

**6cm
Stocked
Colour**



Charcoal



Natural



Shadow



**Desert Sand (DISC.)
(Limited Stock)**



**Red/Black (DISC.)
(Limited Stock)**



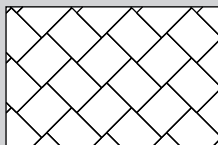
**Walnut (DISC.)
(Limited Stock)**

While the colors shown here are represented as accurately as possible, they should only be used as a guide. Actual samples should be viewed before making a final color selection.

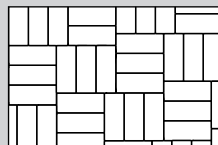
Old Country Stone Patterns



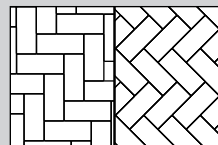
Basket Weave Type 1
Type 1, 100% of area



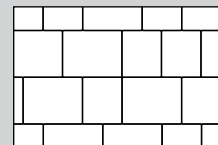
Basket Weave Type 2
Type 2, 100% of area



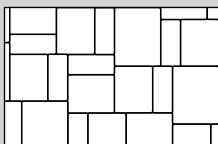
Offset Parquet
Type 1, 100% of area



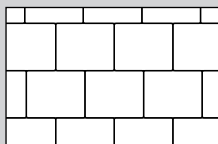
90° & 45° Herringbone
Type 1, 100% of area



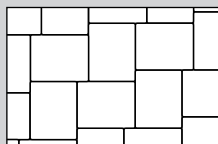
Random Runner Bond
Type 1, 60% of total area
Type 2, 40% of total area



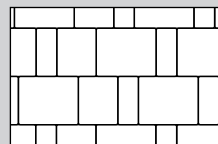
Random Type
Type 1, 50% of total area
Type 2, 34% of total area
Type 3, 16% of total area



Offset Runner Bond
Type 1, 100% of total area



90° Herringbone
Type 1, 100% of total area



Random Runner Bond
Type 1, 50% of total area
Type 2, 34% of total area
Type 3, 16% of total area